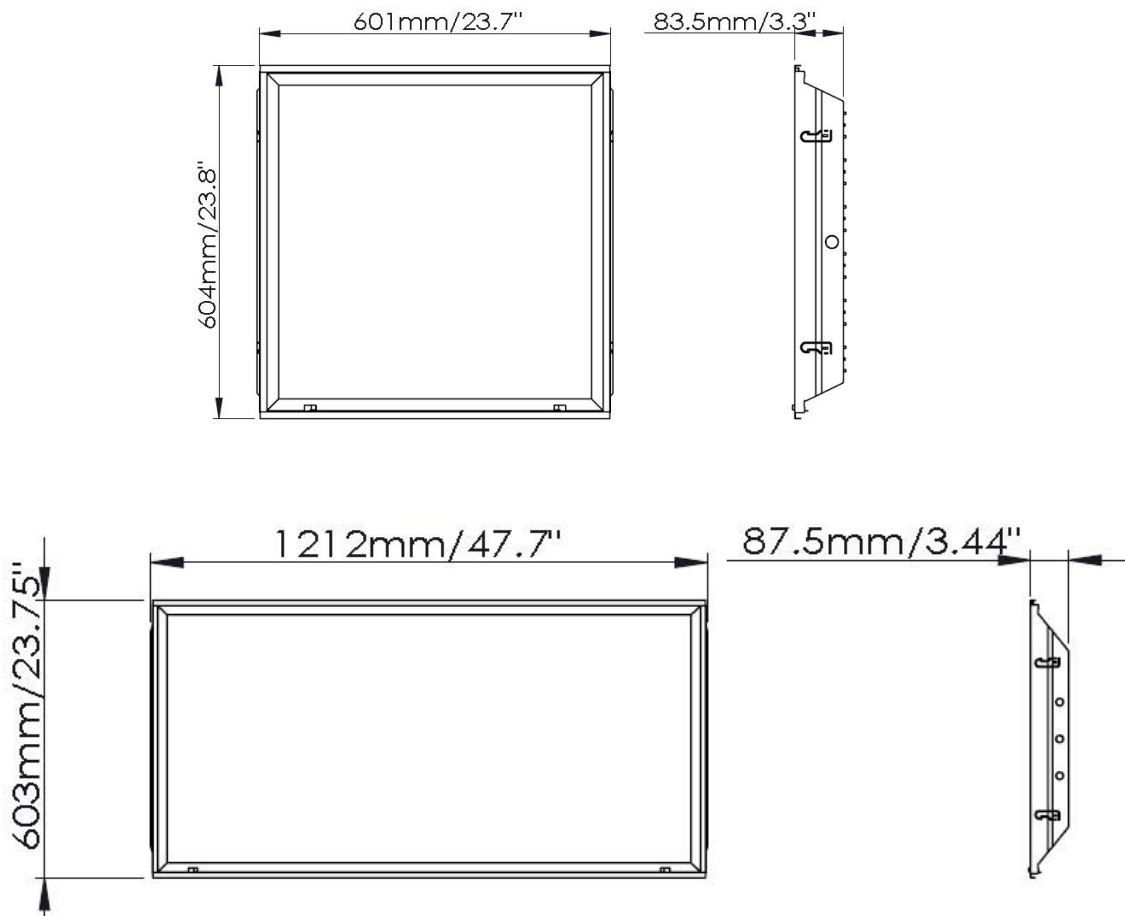


FEATURES

- UNIFORM LIGHT DISTRIBUTION
- 50,000 HOUR LIFE
- DIMMABLE
- CRI > 80
- THD < 10%
- T BAR MOUNT WITH SEISMIC CLIPS
- EASY INSTALLATION AND MAINTENANCE



DIMENSIONS



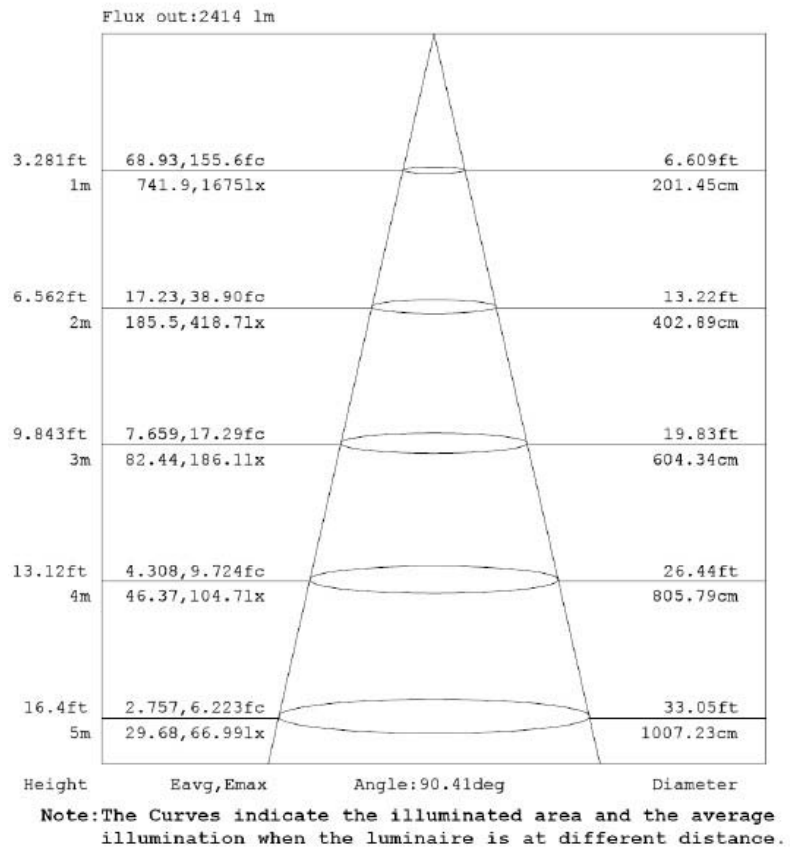
K3 HIGH EFFICIENCY LED TROFFERS

PART NUMBER	LEV60/60	LEV60/60-DZ	LEV120/60-DZ
DIMENSIONS	23.8" x 23.7" x 3.3"	23.8" x 23.7" x 3.3"	23.7" x 47.7" x 3.4"
WEIGHT	9.2 lb	9.2 lb	17.6 lb
MATERIAL	white powder coated steel		
OPTICS	polycarbonate diffuser		
INSTALLATION	Recessed on T bar or suspended via cable		
CABLE MOUNTING HOLE CENTERS	24"x24"	24"x24"	24"x48"
DELIVERED LUMENS	3600 lumens	3600 lumens	4600 lumens
TYPICAL EFFICACY	90 lm/W	90 lm/W	89 lm/W
COLOR TEMPERATURE	4000K		
COLOR RENDERING INDEX	>80		
VIEWING ANGLE	91.5°	91.5°	94.7°
OPERATING TEMPERATURE	-20°C to +45°C		
ENVIRONMENT	Dry Location		
LED DRIVER	Internal		
INPUT VOLTAGE	100-277Vac		
INPUT FREQUENCY	50/60Hz		
POWER CONSUMPTION	40W Typical (45W Max)	40W Typical (45W Max)	51.5W Typical (55W Max)
EFFICIENCY	88%		
POWER FACTOR	>.9		
THD	<10%		
DIMMING CONTROL	none	0-10V dimming	0-10V dimming
MIN DIMMING LEVEL	10%		
L70 LIFE	50,000 Hours		

Optics diagram (LEV60/60 3000K)

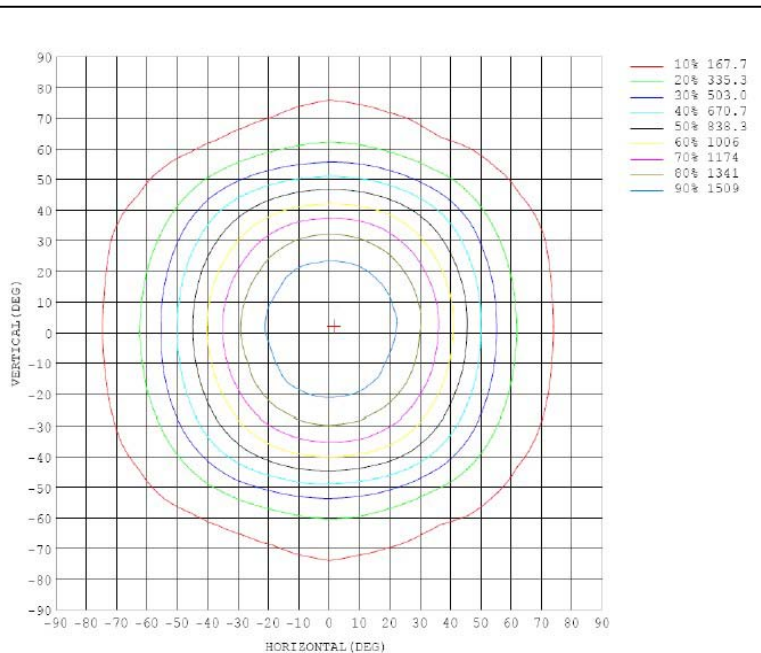
$\gamma(^{\circ})$	Lumens	% Total
0- 10	157.358	4.37%
10- 20	449.256	12.48%
20- 30	668.699	18.58%
30- 40	752.237	20.90%
40- 50	665.499	18.49%
50- 60	454.303	12.62%
60- 70	246.641	6.85%
70- 80	150.732	4.19%
80- 90	54.07	1.50%
90-100	0.015	0.00%
Total	3598.8	100%

$\gamma(^{\circ})$	Lumens	% Total
0- 60	3147.352	87.46%
60- 90	451.443	12.54%
0-90	3598.8	100.00%
90- 180	0.015	0.00%
0- 180	3598.8	100%

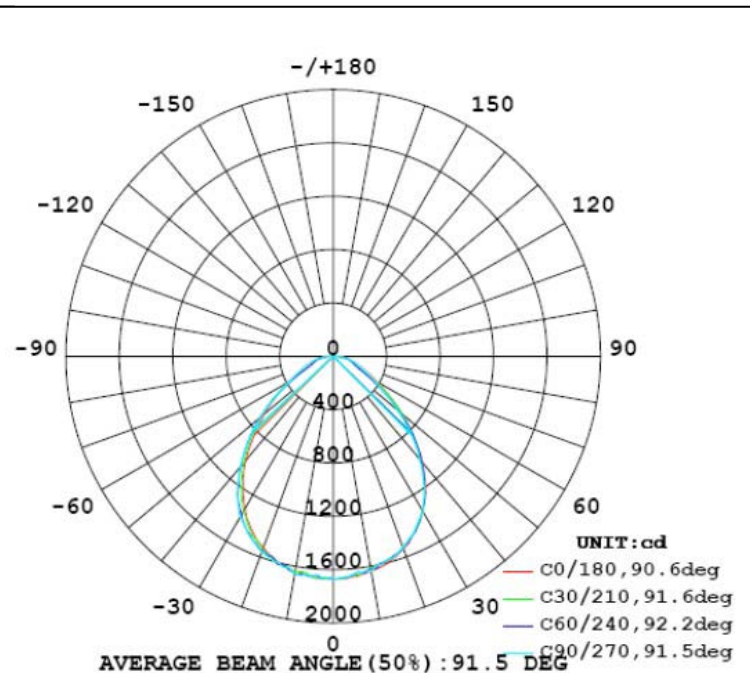


Zonal lumen data

Illuminance plot



Isocandela plot

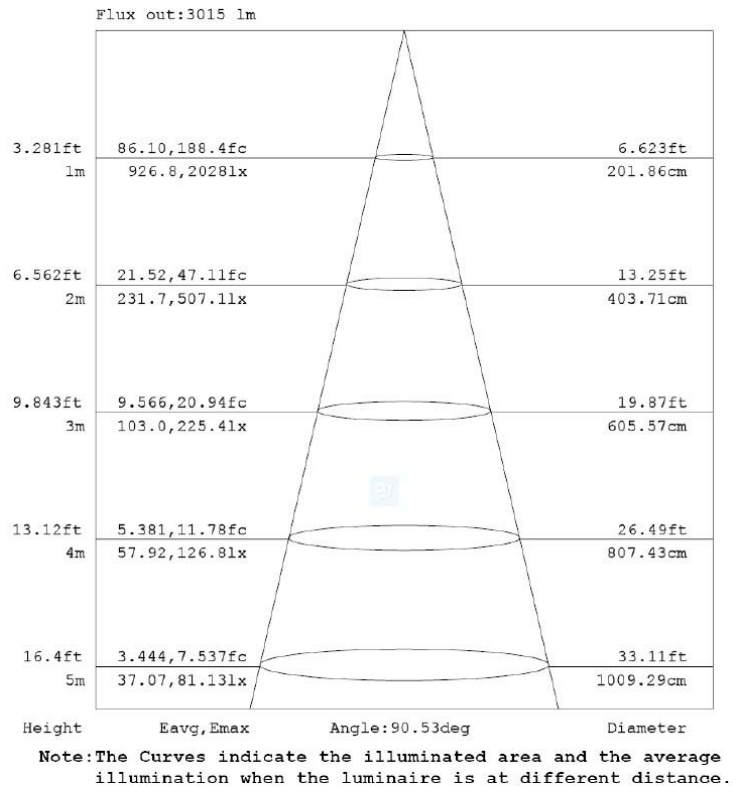


Polar candela distribution

Optics diagram (LEV120/60 3000K)

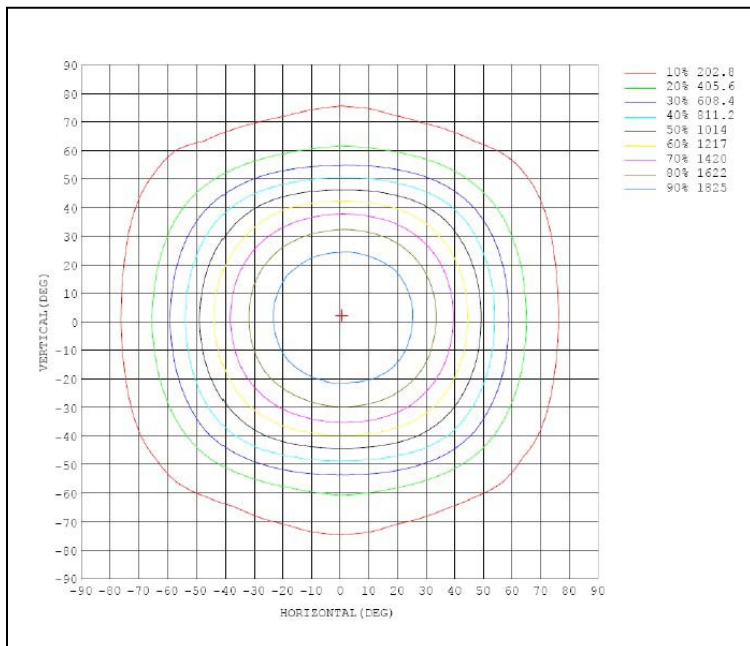
$\gamma(^{\circ})$	Lumens	% Total
0- 10	191.585	4.16%
10- 20	550.594	11.97%
20- 30	827.875	17.99%
30- 40	947.763	20.60%
40- 50	861.221	18.72%
50- 60	608.035	13.22%
60- 70	337.71	7.34%
70- 80	199.459	4.34%
80- 90	76.708	1.67%
90-100	0.057	0.00%
Total	4601.0	100%

$\gamma(^{\circ})$	Lumens	% Total
0- 60	3987.073	86.66%
60- 90	613.877	13.34%
0-90	4601.0	100.00%
90- 180	0.057	0.00%
0- 180	4601.0	100%

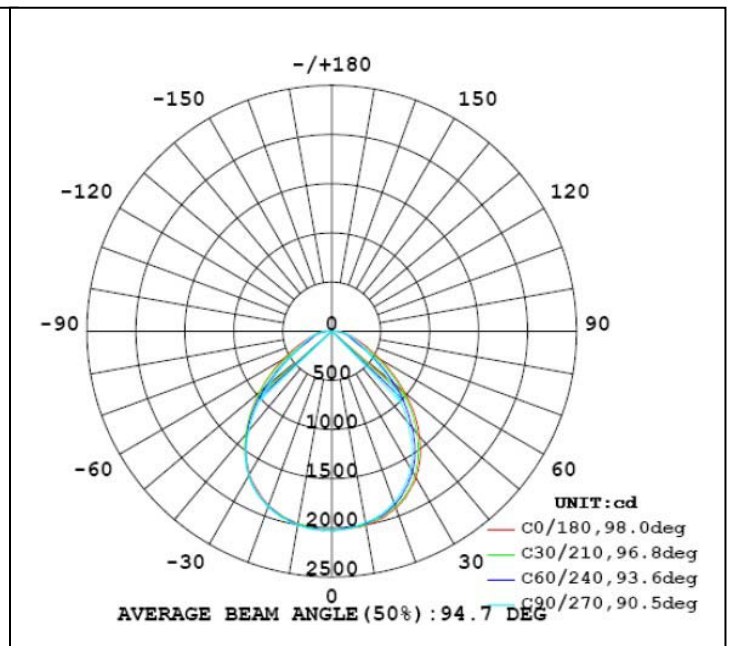


Zonal lumen data

Illuminance plot



Isocandela plot



Polar candela distribution